

MEADOW COMMONS

NEWINGTON, CT



NEW DEVELOPMENT





PROPERTY

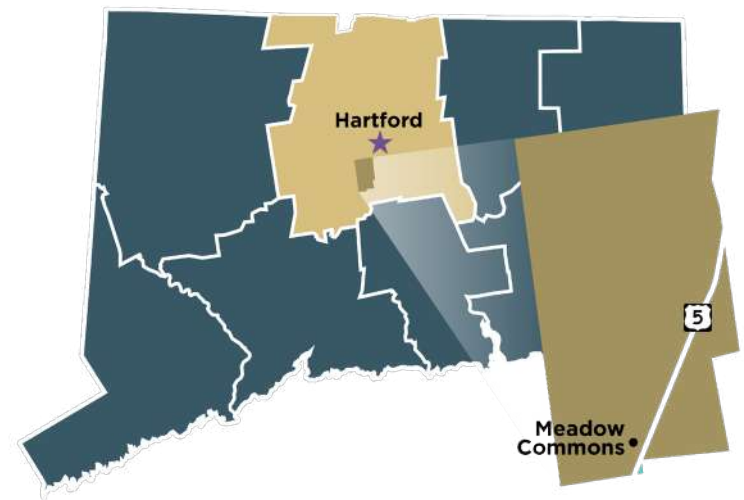
Located in Newington, Connecticut, Meadow Commons offers retailers and restaurants a prime position along the Berlin Turnpike in a vibrant, mixed-use destination.

Just over 24 acres, Meadow Commons will be the new home to approximately 269 luxury apartments, a unique anchor grocer and more than 35,000 square feet of lifestyle retail, dining and amenity tenants.

The site benefits from over 33,000 cars that drive by the property daily and a new, locally permitted fully-directional signal in order to access the site from the Berlin Turnpike. Meadow Commons is shadow-anchored by strong local and national retail, including Raymour & Flanigan, Best Buy, Target and many others.

Meadow Commons is just 15 minutes from downtown Hartford via the Berlin Turnpike and eight minutes to Interstate 91, providing tremendous access to the surrounding employment hubs. The State of Connecticut Department of Transportation and the regional headquarters of Eversource are minutes from the site and together employ over 1,000 daytime workers.

Within a five-mile radius of the property, the population is 186,419 with an average household income of \$83,405 and over 113,000 daytime workers. The Berlin Turnpike through Newington, CT is densely-populated with retail; Meadow Commons is strategically positioned at the mid-section of this retail hub with approximately 365 feet of frontage along the southbound side of the corridor and prime visibility from both directions.



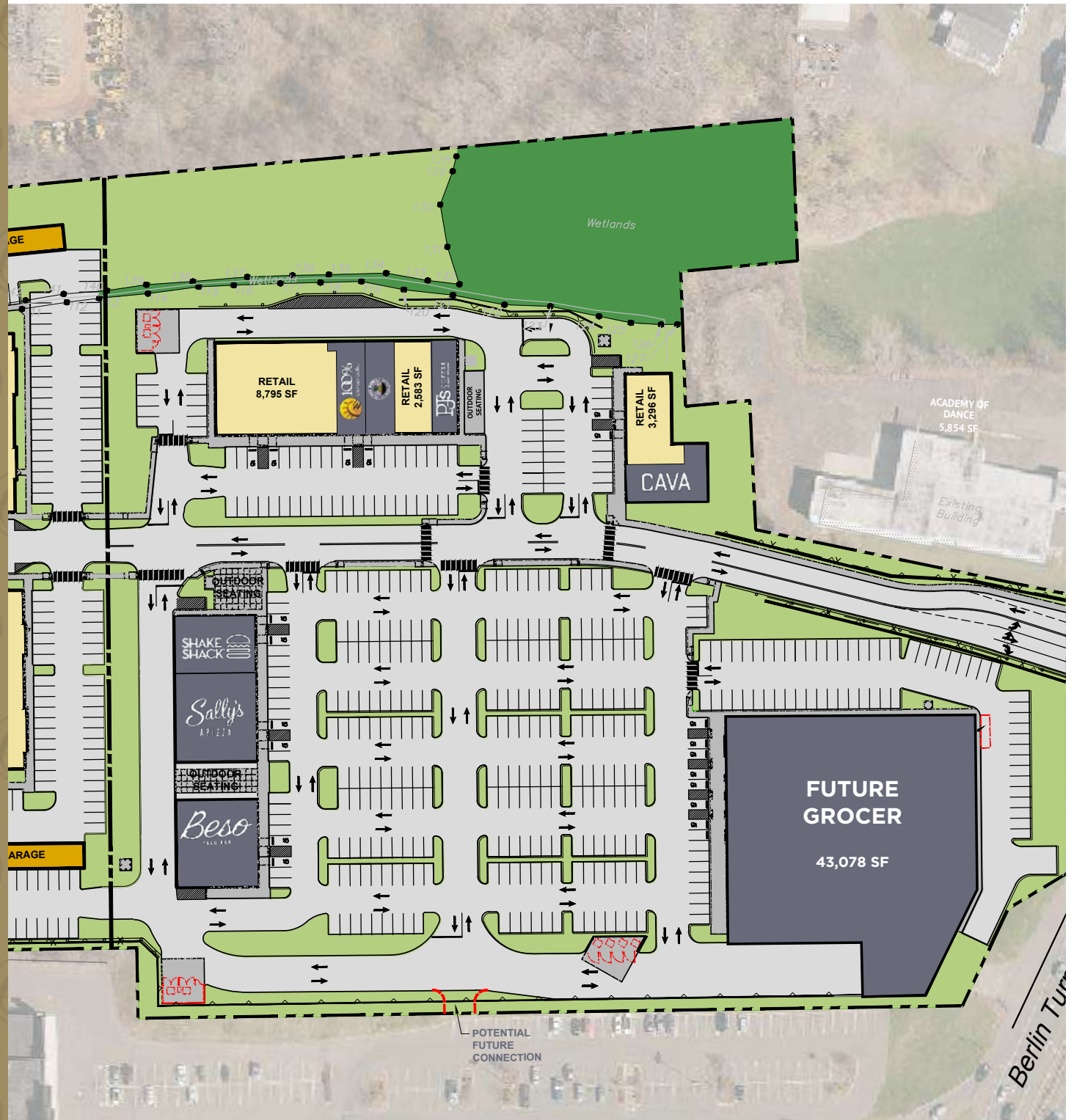


SITE MAP

79,708 SF	269 UNITS OF RESIDENTIAL	5.2 PARKING SPACES PER 1000 SF

LEASE PLAN

LIMITED SPACE AVAILABLE RANGING BETWEEN 1,200 - 9,000 SF. TARGETING BOUTIQUE RETAIL, SERVICES AND RESTAURANTS TO JOIN A FIRST-CLASS MIX OF EXCITING AND RESPECTED BRANDS.



Price Chopper
DICK'S
Bertucci's
Walgreens
FRIDAYS
Party City
BIG LOTS!

Walmart
Staples

BOB'S FURNITURE
TARGET


Chick-fil-A
LOWE'S

Ashley HOMESTORE

Meadow Commons Site

BEST BUY

Friendly's

 VISIBILITY TO A TRAFFIC VOLUME OF MORE THAN 33,000 VEHICLES DAILY.

Raymour & Flanigan
FURNITURE | MATTRESSES

Berlin Turnpike

EVERSOURCE

Stew Leonard's

Burlington

sam's club

STARBUCKS
Bassett

LA FITNESS

RETAIL MARKET





DEMOGRAPHICS

	3 MILES	5 MILES	7 MILES	10-MIN DRIVE TIME
POPULATION	71,643	186,419	308,004	103,623
HOUSEHOLD INCOME	\$81,007	\$83,405	\$85,060	\$88,677
DAYTIME WORKERS	45,009	113,076	171,766	68,790



MEADOW COMMONS

NEWINGTON, CT



GROSSMAN DEVELOPMENT GROUP, LLC
405 COCHITUATE ROAD, SUITE 302
FRAMINGHAM, MA 01701
(508) 449-0600

WWW.GROSSMANRE.COM



CONTACT



JEREMY GROSSMAN

PRESIDENT

OFFICE: 508.449.0605
MOBILE: 617.901.0857



PETER ENGELAN

VICE PRESIDENT OF
PROPERTY MANAGEMENT

OFFICE: 508.449.0609
MOBILE: 617.592.4426



JAMIE ANDERSON

VICE PRESIDENT OF
PROJECT MANAGEMENT

OFFICE: 508.449.0607
MOBILE: 617.548.0586